

PC96

Non-Silicone Gap Filler

Version 2.130218

Non-Silicone Gap Filler

PC96 is a soft, non-silicone thermal interface pad. PC96 is designed to replace silicone pads when the application could not tolerate silicone outgassing. Such applications include set-top boxes, routers, optical devices and automotive applications. PC96 can be provided in a range of different thicknesses and formats depending on the end use. PC96 may also be provided with either one or two sided adhesive to further facilitate manufacture.

Features

- Non-silicone formulation
- No outgassing
- Low thermal impedance
- Low hardness
- Available in sheet and custom die cut form

Applications

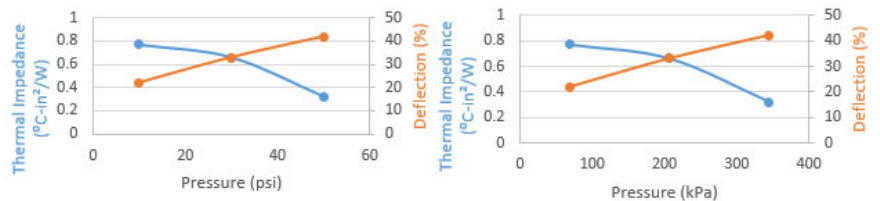
- Consumer electronics
- Set top boxes
- Gaming systems
- Digital recording devices

Properties

- ✓ REACH Compliant
- ✓ ROHS Compliant

Property	PC96	Unit	Test Method
Appearance	White	-	Visual
Tackiness	No adhesive / 1A / 2A	-	-
Viscosity, Brookfield Cap 2000+, 25°C	Pad	cP	ASTM D445
Operating temperature	-40 to 150	°C	-
Thermal Conductivity	2.5	W/mK	ASTM D5470
Density	1.5	g/cm ³	ASTM D792
Hardness	50	Shore 00	ASTM D2240
Shelf Life	36	months	-
Shelf Life with adhesive (can be requalified for further 12)	12	months	-

Thermal Impedance vs Pressure vs Deflection



T-Global Technology Limited
 1 & 2 Cosford Business Park, Central Park,
 Lutterworth, Leicestershire LE17 4QU U.K.

Tel: +44 (0)1455 553 510
 Email: sales@tglobaltechnology.com
 Web: www.tglobaltechnology.com
 Skype: tglobal.technology
 VAT #: GB 116 662 714



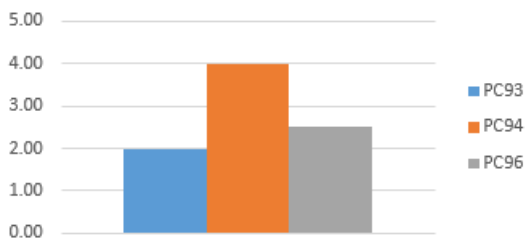
PC96 Non-Silicone Gap Filler

Standard Weights & Dimensional Tolerance

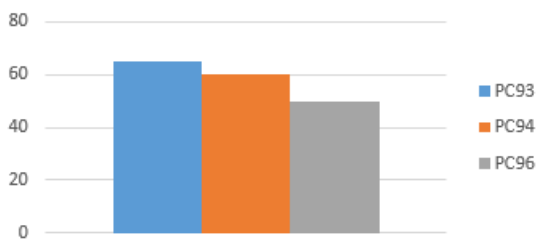
Size	Weight (gr)										
	Thickness (mm)	0.25	0.5	1.0	1.5	2.0	2.5	3.0	4.0	5.0	6.0
192x288	23.6	43	84	-	-	-	-	-	-	-	-
230x230	-	-	-	135	175	220	270	350	437.5	525	

Data

Thermal Conductivity (W / mK)



Hardness (Shore 00)



Die-Cut Thickness Tolerances	Thickness (mm)	Tolerance (mm)
	0.3	±0.03
	0.5	±0.05
	0.8	±0.08
	1.0	±0.1
	1.2	±0.12
	1.5	±0.15
	2.0	±0.2
	2.5 - 3.5	±0.25
	4.0 - 4.5	±0.3
	5.0	±0.35
	6.0 - 8.0	±0.4
	9.0	±0.45
10.0	±0.5	
>10.0	±0.5	

* Data for design engineer guidance only. Observed performance varies in application. Engineers are reminded to test the material in application.

NOTICE: The information contained herein is to the best of our knowledge true and accurate. However, since the varied conditions of potential use are beyond our control, all recommendations or suggestions are presented without guarantee or responsibility on our part and users should make their own test to determine the suitability of our products in any specific situation. This product is sold without warranty either expressed or implied, of fitness for a particular purpose or otherwise, except that this product shall be of standard quality, and except to the extent otherwise stated in T-Global Technology Europe and North America's invoice, quotation, or order acknowledgment. We disclaim any and all liabilities incurred in connection with the use of information contained herein, or otherwise. All risks of such are assumed by the user. Furthermore, nothing contained herein shall be construed as a recommendation to use any process or to manufacture or to use any product in conflict with existing or future patents covering any product or material or its use.