

## Ultra Light-Weld® 3099 Adhesive for Bonding Acrylic

### APPLICATIONS

- Plastic Housing Assembly
- Display Assembly
- Appliance Assembly

### FEATURES

- UV/Visible Light Cure
- Strong Bonds to PMMA (Acrylic)
- Fast Curing

### RECOMMENDED SUBSTRATES

- PMMA
- PC
- Glass

Dymax Ultra Light-Weld® 3099 is designed for rapid bonding of PMMA, polycarbonate, glass, and other plastic substrates. Dymax Ultra Light-Weld® materials contain no nonreactive solvents and cure upon exposure to light. Their ability to cure in seconds enables faster processing, greater output, and lower processing costs. When cured with Dymax light-curing spot lamps, focused-beam lamps, or flood lamps, they deliver optimum speed and performance for plastics assembly. Dymax lamps offer the ideal balance of UV and visible light for the fastest, deepest cures. This product is in full compliance with RoHS directives 2015/863/EU.

### UNCURED PROPERTIES \*

Property	Value	Test Method
Solvent Content	No Nonreactive Solvents	N/A
Chemical Class	Acrylated Urethane	N/A
Appearance	Light Yellow Translucent Liquid	N/A
Soluble in	Organic Solvents	N/A
Density, g/ml	1.06	ASTM D1875
Viscosity, cP (20 rpm)	150 (nominal)	ASTM D1084

### CURED MECHANICAL PROPERTIES \*

Property	Value	Test Method
Durometer Hardness	D75	ASTM D2240
Tensile at Break, MPa [psi]	19 [2,800]	ASTM D638
Elongation at Break, %	170	ASTM D638
Modulus of Elasticity, MPa [psi]	400 [58,000]	ASTM D638

### OTHER CURED PROPERTIES \*

Property	Value	Test Method
Refractive Index (20°C)	1.51	ASTM D542
Boiling Water Absorption, % (2hr)	6.2	ASTM D570
Water Absorption, % (25°C, 24 hr)	8.4	ASTM D570
Linear Shrinkage, %	0.4	ASTM D2566
Glass Transition T <sub>g</sub> , °C	85	DSTM 256 <sup>‡</sup>

\* Not Specifications

N/A Not Applicable


‡ DSTM Refers to Dymax Standard Test Method

### ADHESION

Substrate	Recommendation
ABS acrylonitrile-butadiene-styrene	✓
PC polycarbonate	✓
PC/ABS blend of PC and ABS	✓
PCTG poly(cyclohexylene dimethylene terephthalate)glycol	✓
PETG poly(ethylene terephthalate)glycol	✓
PMMA poly(methyl methacrylate)	✓
PS polystyrene	o
PSU polysulfone	✓
PU polyurethane	o
PVC poly(vinyl chloride)	✓
SB styrene-butadiene	✓
SAN styrene-acrylonitrile	✓
Glass: borosilicate, quartz, mica	✓

✓ Recommended Adhesive    o Limited Applications

st Requires Surface Treatment (e.g. plasma, corona treatment, etc.)



**CURING GUIDELINES**

Fixture time is defined as the time to develop a shear strength of 0.1 N/mm<sup>2</sup> [10 psi] between glass slides. Actual cure time typically is 3 to 5 times fixture time.

Dymax Curing System (Intensity)	Fixture Time or Belt Speed <sup>A</sup>
<b>2000-EC</b> (50 mW/cm <sup>2</sup> ) <sup>B</sup>	<1 sec
<b>5000-EC</b> (200 mW/cm <sup>2</sup> ) <sup>B</sup>	<1 sec
<b>BlueWave<sup>®</sup> 75</b> (5.0 W/cm <sup>2</sup> ) <sup>B</sup>	0.4 sec
<b>BlueWave<sup>®</sup> 200</b> (10 W/cm <sup>2</sup> ) <sup>B</sup>	0.2 sec
<b>UVCS Conveyor with one 5000-EC</b> (200 mW/cm <sup>2</sup> ) <sup>C</sup>	7.3 m/min [24 ft/min]
<b>UVCS Conveyor with Fusion F300S</b> (2.5 W/cm <sup>2</sup> ) <sup>C</sup>	8.2 m/min [27 ft/min]

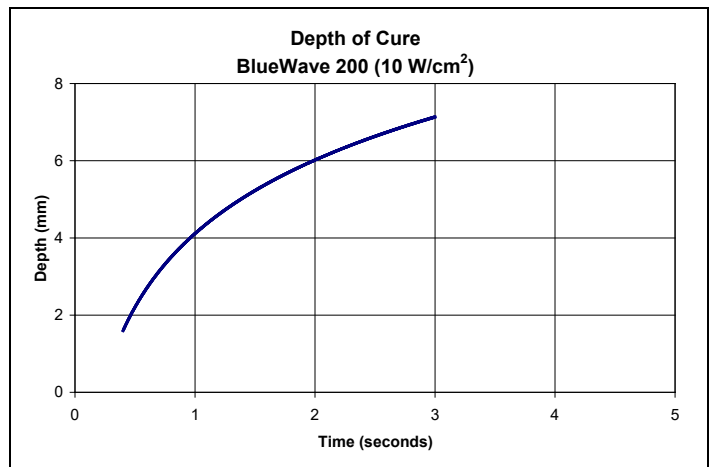
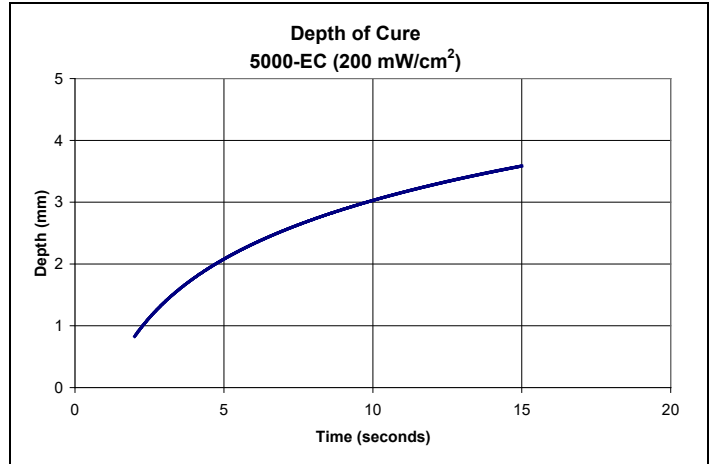
- A** Curing through light-blocking substrates may require longer cure times if they obstruct wavelengths used for light curing (320-400 nm for UV light curing, 320-450 nm for UV/Visible light curing). These fixture times/belt speeds are typical for curing thin films through 100% light-transmitting substrates.
- B** Intensity was measured over the UVA range (320-395 nm) using a Dymax ACCU-CAL™ 50 Radiometer.
- C** At 53 mm [2.1 in] focal distance. Maximum speed of conveyor is 8.2 m/min [27 ft/min]. Intensity was measured over the UVA range (320-395 nm) using the Dymax ACCU-CAL™ 100 Radiometer.

Full cure is best determined empirically by curing at different times and intensities, and measuring the corresponding change in cured properties such as tackiness, adhesion, hardness, etc. Full cure is defined as the point at which more light exposure no longer improves cured properties.

Dymax recommends that customers employ a safety factor by curing longer and/or at higher intensities than required for full cure. Although Dymax Application Engineering can provide technical support and assist with process development, each customer ultimately must determine and qualify the appropriate curing parameters required for their unique application.

**DEPTH OF CURE**

The graphs below show the increase in depth of cure as a function of exposure time with two different lamps at different intensities. A 9.5 mm [0.37 in] diameter specimen was cured in a polypropylene mold and cooled to room temperature. It was then released from the mold and the cure depth was measured.



**OPTIMIZING PERFORMANCE AND HANDLING**

1. This product cures with exposure to UV and visible light. Exposure to ambient and artificial light should be kept to a minimum before curing. Dispensing components including needles and fluid lines should be 100% light blocking, not just UV blocking.
2. All bond surfaces should be clean and free from grease, mold release, or other contaminants prior to dispensing the adhesive.
3. Cure speed is dependent upon many variables, including lamp intensity, distance from the light source, required depth of cure, bond gap, and percent light transmission of the substrate.
4. Oxygen in the atmosphere may inhibit surface cure. Surfaces exposed to air may require high-intensity (>100 mW/cm<sup>2</sup>) UV light to produce a dry surface cure. Flooding the bond area with an inert gas, such as nitrogen, can also reduce the effects of oxygen inhibition.
5. Parts should be allowed to cool after cure before testing and subjecting to any loads.
6. In rare cases, stress cracking may occur in assembled parts. Three options may be explored to eliminate this problem. One option is to heat anneal the parts to remove molded-in stresses. A second option is to open the gap between mating parts to reduce stress caused by an interference fit. The third option is to minimize the amount of time the liquid adhesive remains in contact with the substrate(s) prior to curing.
7. Light curing generally produces some heat. If necessary, cooling fans can be placed in the curing area to reduce the heating effect on components.
8. At the point of curing, an air exhaust system is recommended to dissipate any heat and vapors formed during the curing process.

**DISPENSING THE ADHESIVE**

This material may be dispensed with a variety of manual, semi-automated, and fully automated fluid delivery systems. Small area applications including beads and small dots can be achieved using hand-held Dymax dispensing systems like our SD-100 syringe dispenser and our Model 400 needle valve systems. The valve system can be used in a manual, semi-automated or fully automated application. Dymax has several other dispensing systems that may be suitable for use with our adhesive materials. Questions relating to and defining the best fluid delivery system and curing equipment for specific applications should be discussed with the Dymax Application Engineering Team.

**CLEANUP**

Uncured material may be removed from dispensing components and parts with organic solvents. Cured material will be impervious to many solvents and difficult to remove. Clean up of cured material may require mechanical methods of removal.

**STORAGE AND SHELF LIFE**

Store the material in a cool, dark place when not in use. Do not expose to light. This product may polymerize upon prolonged exposure to ambient and artificial light. Keep covered when not in use. This material has an 18-month shelf life from date of manufacture, unless otherwise specified, when stored between 10°C (50°F) and 35°C (90°F) in the original, unopened container.

**GENERAL INFORMATION**

This product is intended for industrial use only. Keep out of the reach of children. Avoid breathing vapors. Avoid contact with skin, eyes, and clothing. Wear impervious gloves. Repeated or continuous skin contact with uncured material may cause irritation. Remove material from skin with soap and water. Never use organic solvents to remove material from skin and eyes. For more information on the safe handling of this material, please refer to the Safety Data Sheet before use.

The data provided in this document are based on historical testing that Dymax performed under laboratory conditions as they existed at that time, and are for informational purposes only. The data are neither specifications nor guarantees of future performance in a particular application. Dymax does not guarantee that this product's properties are suitable for the user's intended purpose.

Numerous factors—including, without limitation, transport, storage, processing, the material with which the product is used, and the ultimate function or purpose for which the product was obtained—may affect the product's performance and/or may cause the product's actual behavior to deviate from its behavior in the laboratory. None of these factors are within Dymax's control. Conclusions about the behavior of the product under the user's particular conditions, and the product's suitability for a specific purpose, cannot be drawn from the information contained in this document.

It is the user's responsibility to determine (i) whether a product is suitable for the user's particular purpose or application and (ii) whether it is compatible with the user's intended manufacturing process, equipment, and methods. Under no circumstances will Dymax be liable for determining such suitability or compatibility. Before the user sells any item that incorporates Dymax's product, the user shall adequately and repetitively test the item in accordance with the user's procedures and protocols. Unless specifically agreed to in writing, Dymax will have no involvement in, and shall under no circumstances be liable for, such testing.

Dymax makes no warranties, whether express or implied, concerning the merchantability of this product or its fitness for a particular purpose. Nothing in this document should be interpreted as a warranty of any kind. Under no circumstances will Dymax be liable for any injury, loss, expense or incidental or consequential damage of any kind allegedly arising in connection with the user's handling, processing, or use of the product. It is the user's responsibility to adopt appropriate precautions and safeguards to protect persons and property from any risk arising from such handling, processing, or use.

The specific conditions of sale for this product are set forth in Dymax's Conditions of Sale which are available at <https://www.dymax.com/index.php/en/resources/sales-terms-conditions>. Nothing contained herein shall act as a representation that the product use or application is free from patents owned by Dymax or any others. Nothing contained herein shall act as a grant of license under any Dymax Corporation Patent.

Except as otherwise noted, all trademarks used herein are trademarks of Dymax. The "®" symbol denotes a trademark that is registered in the U.S. Patent and Trademark Office.

The contents of this document are subject to change. Unless specifically agreed to in writing, Dymax shall have no obligation to notify the user about any change to its content.